

SCHOOL NAME : _____

Hurray! Summers again and it's time for a break! Let us break the monotony of doing the same boring home assignments and explore the interesting ongoing themes through different subjects.

There are two themes, labelled as Theme 1 and Theme 2. Choose **any one theme** and explore about the same through the projects defined under each subject.



Spend time with all your grandparents, either personally or on phone. Share your experiences and feelings with them. Also, listen to their experiences and stories.

Wishing you all 'A HAPPY AND HEALTHY' summer break!



We Before Me

We feel happy when someone cares for us and shares his/her belongings with us. They make us feel special and loved. Likewise, we must also share our things with others and care for them. We must show love towards others regardless of their age, the kind of work they do or the place they live.

Exciting ENGLISH

Conducting an Interview

Write four questions on how your parents take care of your grandparents (both maternal and paternal). Conduct an interview with your parents. Read out the questions and translate them in the regional language for better understanding. Record their answers in English on an A4 size sheet and read out the questions and answers in the class.

हर्षाती हिंदी

रक्तदान, बचाए प्राण

मान लीजिए कि आपके किसी पड़ोसी को रक्त की अत्यधिक आवश्यकता है। आपको लोगों को रक्तदान करने के लिए प्रोत्साहित करना है। इसके लिए एक आकर्षक पोस्टर बनाकर उस पर स्लोगन लिखें। रक्तदान की आवश्यकता पर पाँच-छः पंक्तियाँ भी लिखें।

Sparkling SCIENCE

Each One, Plant One

Plants need air, water and sunlight to survive. We can take care of plants by meeting their requirements.

- Plant a sapling (aloe vera/money plant/*tulsi*) during your vacations.
- Divide one chart paper into two halves. On the first half of the chart paper, draw the diagram of the sapling you planted, label its parts and write its scientific name. Also, paste the pictures or draw the gardening tools such as a spading fork, a watering can, a hand trowel, etc. used to take care of the plant.
- On the second half of the chart, prepare a T-chart on how you take care of plants and how plants take care of us.

Sassy SOCIAL SCIENCE

A Visit to Animal Shelter Home/Farm

Make a list of any two nearby animal shelter homes or animal farm (such as poultry farm) and visit them with your parents. Talk to the caretakers about the animals in the shelter home or animal farm. Ask questions like, name of the animals, what food they eat, how frequently do the doctors visit them, etc. Also ask them how they take care of the animals in their shelter homes or farms. Click some pictures of the caretakers while they are taking care of the animals. Also click some selfies with the animals in their shelters or farms under adult supervision. Prepare a scrapbook by pasting the pictures of both the shelter homes or farms and document all the information collected.

Magnetic MATH

A Visit to Old Age Home

Ask your parents to take you to any nearby old age home or to the elderly people of your society. Take some sweets or greeting cards for them along with you. When you meet them; greet them with a warmth, talk to them and click pictures with them. Ask them about their daily routine, starting with the time at which they wake up in the morning till the time they go to bed. Note the time and the activity which they do each day. Represent the information you collected in a graphic organiser like table, timeline, etc. on a chart paper. Also take the print of the pictures that you clicked and paste them on the chart paper.

THEME 2

Fun with Games

Playing games is fun. Games build up the feeling of togetherness and bonding. They help in keeping our body fit and healthy. Games play a very important role in the overall development of our personality.

Exciting ENGLISH

Sports Pictionary

Create a sports pictionary by using colourful sheets. Find one sports related word for every alphabet. Write all the words in your pictionary followed by their meaning and picture.

हर्षाती हिंदी

आओ, कमेंटेटर बनें

आप सभी ने टी॰वी॰ पर कमेंट्री तो अवश्य सुनी होगी। टी॰वी॰ पर आने वाली कमेंट्री को ध्यान से सुनें। उसी तरह अपने मनपसंद खेल की कमेंट्री लिखें। ध्यान रहे कि वह कमेंट्री सात-आठ पंक्तियों से अधिक न हो।

Sparkling SCIENCE

A Check on Pulse Rate

The number of times your heart beats in one minute is your pulse rate.

- To find your pulse rate, place your index and middle finger of your right hand on the inner side of your wrist of the left hand. Feel the throbbing and count the number of beats in one minute.
- Prepare a record sheet (as shown in the sample template) for yourself and any four people such as your siblings, parents or friends. Record the pulse rate of each of them in the relaxed position and note it in the record sheet. Then, do any one physical activity for a minute and again record the pulse rate immediately.

- On the basis of the recorded data, write the conclusion in your record sheet by answering the following question.
 - Did you observe an increase or decrease in the pulse rate, recorded before and after the physical activity?

Name of the Person	Name of the Activity	Pulse Rate Before the Activity	Pulse Rate Just After the Activity

Sassy SOCIAL SCIENCE

My Hockey Field

Hockey is the National Sport of India. Make a model of a hockey field. Take an empty sweet box. Make the layout of the hockey field on the sweet box and make the lid of the box as the information board for the hockey to be attached to the sweet box, as shown in the sample below. Fill the board with information based on the following parameters.

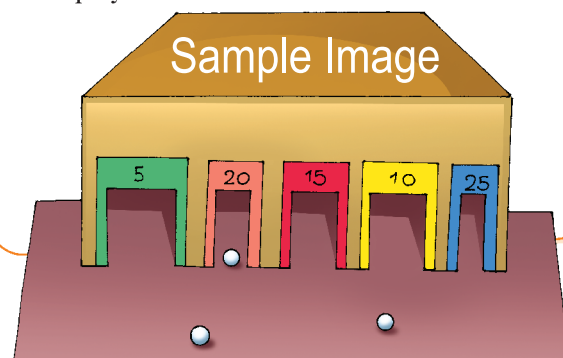
- Number of players in the game, captain of the Indian Hockey team (male and female), any two international and national awards won by the Indian Hockey team along with their years, present coaches of the Indian Hockey teams, etc.
- Names and photographs of eminent Indian Hockey players such as Dhyan Chand, Ritu Rani, etc.
- Names of any two movies based on the sport, Hockey, such as, Chak De India, Gold, etc. (If you have not watched any movie so far, you may watch it and write its name. Also, write one most inspirational moment you observed in the movie.)



Magnetic MATH

Let's Make it and Play it!

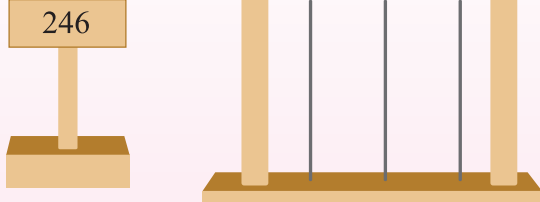
Create your own golf game using cardboard. Refer to the sample image. Make 5–6 target tunnels of different widths. Make sure that each tunnel is wide enough for a tennis ball to pass through. Label each tunnel with the number of points that the player will be awarded for passing the ball through it. Assign points to the tunnels according to their widths. For example, assign lowest point to the widest tunnel. The objective of the game will be to pass the balls through the tunnels in one minute and collect maximum points. Write the rules of the game on an A4 sheet and paste it on the box. Decorate the game as you like. Play the game with your friends and siblings and calculate the score in a score card for each player.



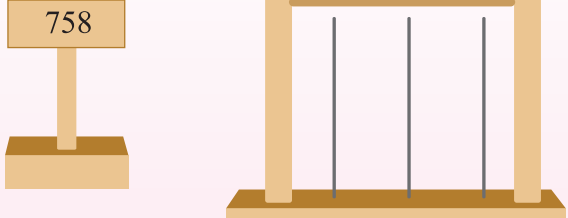
MATH PRACTICE

- Write the number names of the following numbers.
 - 146
 - 205
 - 519
 - 780
- Write the place value of the underlined digits in the following numbers.
 - 149
 - 376
 - 505
 - 894
- Show the following numbers on the abacus.

a)



b)



- Write the expanded form of the following numbers.
 - 268 = hundreds + tens + ones
 - 336 = hundreds + tens + ones
 - 904 = hundreds + tens + ones
- Compare the numbers using '>', '<' or '='.
 - 254 347
 - 406 334
 - 560 560
 - 975 957
- Circle all the odd numbers in the given set of numbers.

54	87	105	285	364	486
524	571	675	748	876	977
- Solve.
 - 42 + 18
 - 85 + 17
 - 55 - 42
 - 248 + 246
 - 560 - 413
 - 894 - 676

9. Fill in the boxes.

a) $4 \times 7 =$

b) $8 \times 9 =$

c) $27 \div 3 =$

d) $54 \div 6 =$

10. Complete the sentences with ordinal numbers.

a) March is the _____ month of the year.

c) December is the _____ month of the year.

11. The heights of 5 children are given below. Arrange the names of the children in increasing order of their heights.





S. No.	Name	Height(in centimetres)
1.	Ananya	91
2.	Akash	95
3.	Sneha	87
4.	Sneha	82
5.	Sujal	105

12. The table shows the number of people who visited a park in a certain week. Read the table and write the total number of people who visited the park.

Days	Number of Visitors
Monday	80
Tuesday	95
Wednesday	105
Thursday	125
Friday	175
Saturday	180
Sunday	215

13. Observe the following patterns and extend them by one more step.

a)     _____

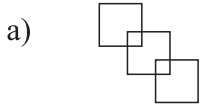
b)     _____

c) 3 6 9 12 _____

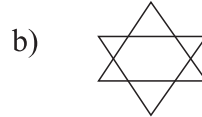
d) 5 10 15 20 _____

14. Riya had ₹90 with her. She bought a hair clip for ₹15. How much money is left with her?

15. Count the number of shapes in the given pictures as instructed.













Number of squares = _____



Number of triangles = _____

16. The given pictograph shows the number of children who brought each of the given fruits for their morning meal in school. Read the pictograph and answer the questions.

Fruits	Number of children
	
	
	
	
	

a) How many children got apples in their meal?

b) How many children got watermelon in their meal?

c) How many children got mango and litchies altogether?

d) How many more children brought apples than bananas?

ENGLISH PRACTICE

Reading is fun and informative! Read a book of your choice during the summer vacation. Also, read a newspaper daily, for 10 minutes and find 3 words that you haven't read before. Form your own 'Vocabulary Book' by writing the words with their meanings and frame sentences using the same words.