

SCHOOL NAME : \_\_\_\_\_

**Hurray!** Summers again and it's time for a break! Let us break the monotony of doing the same boring home assignments and explore the interesting ongoing themes through different subjects. There are two themes, labelled as Theme 1 and Theme 2. Choose **any one theme** and explore about the same through the projects defined under each subject.



**Smile and greet everyone you meet during the day.**

Wishing you all 'A HAPPY AND HEALTHY' summer break!

### THEME 1

## Conservation of Natural Resources and Environment

We have eight planets, but there's only one Earth. Slowly and steadily we are reaching a stage where Earth and Natural Resources would become history. We have created havoc on Earth and the results would be disastrous. Let us pledge to conserve what our next generation deserves.

### Exciting ENGLISH

#### Picture Description

Observe the picture and describe it in 100-150 words on an A4 size sheet of paper.



### हर्षाती हिंदी

#### पर्यावरण की सुरक्षा, जीवन की रक्षा

मान लीजिए कि आपको पर्यावरण की सुरक्षा और सफाई के लिए लोगों में जागरूकता पैदा करनी है। 'पर्यावरण की सुरक्षा' पर एक सचित्र कॉमिक कहानी बनाकर, उसमें रंग भी भरें। कॉमिक में आठ दृश्य ही होने चाहिए। कॉमिक के पात्र मनुष्य या पेड़-पौधे भी हो सकते हैं। कॉमिक बनाने से पहले चंपक या चाचा चौधरी कॉमिक अवश्य पढ़ें।

### Sparkling SCIENCE

#### Swachh Bharat Abhiyaan

Collect information about dry and wet waste and write them on separate A4 sized sheets of paper. Make two recycle bins using two small cardboard boxes. Cover them with blue and green coloured paper respectively. Label the bins as 'Dry Waste Bin' and 'Wet Waste Bin' on the basis of their colour. Also, draw and colour the pictures of types of waste on the respective bin formed.

Read out the information collected about both the bins to your society members with the help of few neighbourhood friends in order to make them aware about waste segregation. Make the society members pledge that they would contribute their bit to the 'Swachh Bharat Abhiyaan' by implementing waste segregation in their homes and society.

**Sassy SOCIAL SCIENCE**

**Water Police**

Make a Water Police Group of about 4–5 children in your community. The task of this Water Police Group would be to visit the neighbourhood houses or neighbourhood places like parks, temples, etc. and ensure that there is no wastage of water happening in those houses/places. Prepare a record for the same by carrying out daily checks. If water police observed any place where water is getting wasted, they will ensure to get the problem fixed. For example, there should be no leaking taps, watering of plants and washing of cars is to be done using buckets instead of pipes, impure water from water purifiers is to be reused, proper alarms are set to prevent overflowing of water tanks, etc.

Take pictures during the task and make a chart of before and after by pasting those pictures to compare the changes brought. Also note down your experience of the activity in about 4–5 lines.

**Magnetic MATH**

**Best Out of Waste**

Make one article such as a pen stand, a flower vase, a toothbrush stand, etc. by using waste material present at your home that can be used productively. The articles must be formed by using 3-D shapes. Use only waste material like old cloth, broomsticks, old newspapers, etc. to make the articles. Decorate the article you made as you like and label it with a quote on conservation of resources.

**THEME 2**

**Vacation Mode: Dream, Explore, Discover**

Vacation is all about having fun. It breaks our monotonous routine and gives us a chance to refresh ourselves. It is during this time that we explore new places, imbibe new skills and even make new friends. So, let's have outmost fun during this vacation.

**Exciting ENGLISH**

**Vacation Journal and Itinerary**

Prepare a journal of a place which you visited during your vacations along with its pictures. The journal must include the following aspects.


- An itinerary for the trip (i.e. a planned schedule of events for each day of your trip)
- Information about that place, i.e., major tourist spots, monuments, local language, etc.
- Different transports used during the visit
- Local dishes or cuisines
- Any special experience or memorable moment of that trip

The journal can be represented by adding a few descriptions, catchy titles, iconic drawings, etc.

**हर्षाती हिंदी**

**छुट्टियाँ आईं, घूमने चलो भाई**

गरमियों की छुट्टियाँ आते ही सबसे पहला प्रश्न हमारे दिमाग में आता है कि छुट्टियों में कहाँ घूमने जाएँ? आप भी गरमी की छुट्टियों में कहीं-न-कहीं घूमने अवश्य जाएँगे। उस यात्रा वृत्तान्त को दिए गए नमूने की तरह चित्रों के माध्यम से दर्शाएँ। उस पर एक अनुच्छेद उस नमूने के अंत में लिखें।



**Sparkling SCIENCE**

**My Leaves Booklet**

Leaves are an important part of plants. Different types of plants have different types of leaves. Prepare a 'Leaves Booklet' of 5 to 6 pages including the following aspects.

- Collect 10-15 different types of leaves from various places you visit during vacations such as your relatives' house, or any other place give it a second booklet.
- Take one leaf from the collected leaves and dip it into water colour to be pressed on one sheet of 'Leaves Booklet' to get its exact impression. Draw the final outline of the leaf's impression. Refer to Internet or books to take help to label the parts of the leaf.
- Paste rest of the collected leaves in your 'Leaves Booklet'.
- Name and draw any 3 leaves with medicinal properties. You can choose from the collected leaves.
- Collect few more leaves of different size and colour from your neighbourhood. Make 2 animals by arranging and pasting leaves as shown in the sample image.



**Sassy SOCIAL SCIENCE**

**My Dream Visit Guidebook**

Make your dream visit guidebook by using colourful A4 sheets. Use the following parameters to make your guidebook:

- Name of the state and its capital
- Name of any five tourist spots/major attractions in the state
- Best time to visit the state
- Languages used in the state
- Include a list of must haves needed to visit the state

Also design the cover of your dream visit guidebook. Make the guidebook attractive by drawing or pasting pictures and information on those states.

**Magnetic MATH**

**Budget Planner for a Family Trip**

Think of a place you would want to visit during your vacations. Plan a trip to that destination with your family. Your plan must include the following parameters:

- Duration of the stay
- Accommodation cost during the trip
- Food requirements with their cost
- Activities to be done during the stay with their cost
- Transport cost


Once you have prepared the plan, re-plan your trip to minimise the cost. Highlight the parameters and ways in which you can reduce the expenditure. Compile the two planners in the form of a handbook. Show the two planners to your parents and if possible, go for that trip according to the budgeted planner that you prepared. Decorate your planner with the pictures from your trip or from the other sources like books, internet, magazines, etc.

MATH PRACTICE

1. Write the number names of the given numbers.

- a) 578                      b) 1456                      c) 2547                      d) 5473

2. Represent 5873 on the abacus. Also, write the place value and face value of each of the digits of the number given.



Th	H	T	O	Place value	Face value
<input type="text"/>	<input type="text"/>	<input type="text"/>	<input type="text"/>	<input type="text"/>	<input type="text"/>
<input type="text"/>	<input type="text"/>	<input type="text"/>	<input type="text"/>	<input type="text"/>	<input type="text"/>
<input type="text"/>	<input type="text"/>	<input type="text"/>	<input type="text"/>	<input type="text"/>	<input type="text"/>
<input type="text"/>	<input type="text"/>	<input type="text"/>	<input type="text"/>	<input type="text"/>	<input type="text"/>

3. Write the successor and predecessor of the given numbers.

Number:	1000	7458	8540	9000
Predecessor:				
Successor:				

4. Compare the given numbers using the signs '<', '>' or '='.

- a) 547 \_\_\_\_\_ 607                      b) 1257 \_\_\_\_\_ 1152                      c) 2548 \_\_\_\_\_ 3547  
 d) 4711 \_\_\_\_\_ 4008                      e) 6700 \_\_\_\_\_ 7460                      f) 8708 \_\_\_\_\_ 9334

5. Arrange the given set of numbers in descending order.

- a. 4571, 6472, 4556, 5778                      b. 5647, 3256, 6300, 8457

6. Divide the given numbers by 2 and identify whether the number is odd or even.

- a) 68                  b) 93                  c) 357                  d) 674                  e) 898

7. Write the smallest and the largest 3-digit number.

Smallest: \_\_\_\_\_ Largest: \_\_\_\_\_

8. Solve

a)	km	m
	23	547
+	18	415
	_____	
	_____	

b)	km	m
	54	589
+	26	359
	_____	
	_____	

c)	km	m
	23	855
-	15	658
	_____	
	_____	

d)	km	m
	73	500
-	40	587
	_____	
	_____	

9. Convert the following.

a) 4 m 62 cm into cm

b) 27 kg 325 g into g

a) 68 L 450 mL into mL

10. Multiply

a)  $47 \times 6$

b)  $547 \times 7$

c)  $4503 \times 6$

d)  $24 \times 32$

e)  $757 \times 52$

11. Divide the following.

a.  $87 \div 12$

b.  $154 \div 15$

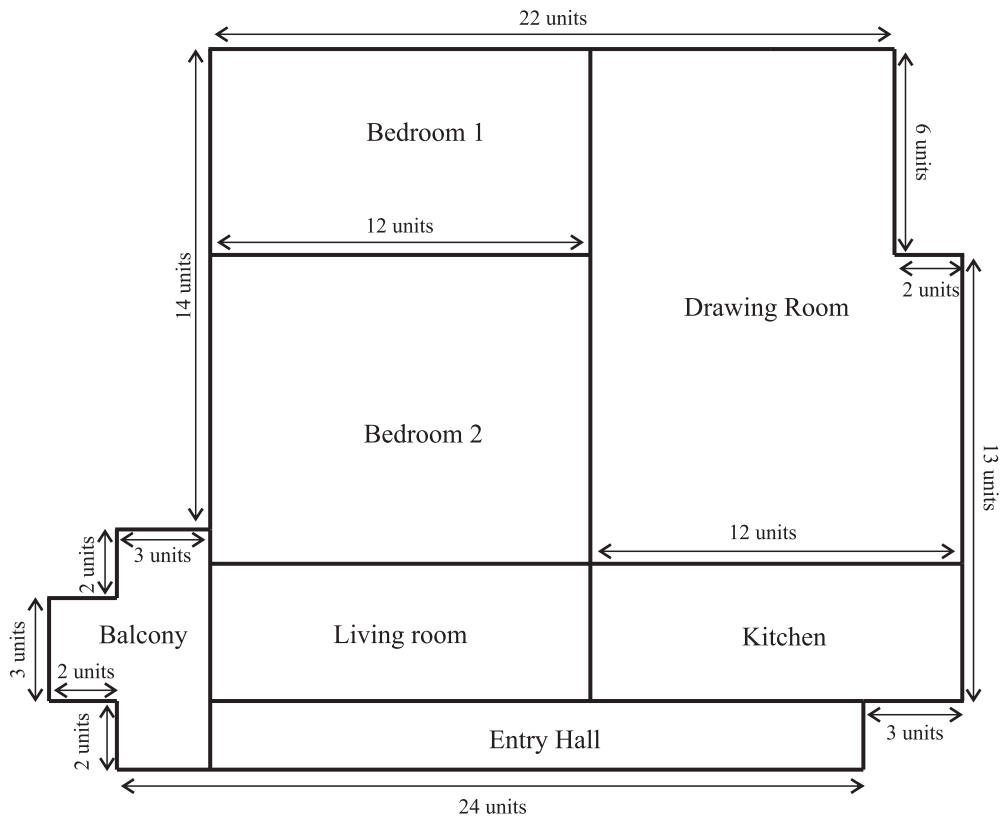
c.  $358 \div 18$

12. Identify the given fractions as unit fraction, proper fraction or improper fraction.

$\frac{2}{7}$ ,	$\frac{8}{5}$ ,	$\frac{1}{9}$ ,	$\frac{6}{5}$ ,	$\frac{8}{3}$ ,	$\frac{1}{5}$ ,	$\frac{6}{11}$ ,	$\frac{1}{2}$ ,	$\frac{7}{6}$ ,	$\frac{9}{5}$
-----------------	-----------------	-----------------	-----------------	-----------------	-----------------	------------------	-----------------	-----------------	---------------

13. Anika had a sum of ₹8500. She purchased a dinner set for ₹2540 and a blanket for ₹2700. Calculate the amount of money left with Anika.

14. Find the perimeter of the house given.



15. The table shows the land area of 4 states of India. Complete the table and answer the questions based on it.

States	Area (in km <sup>2</sup> )	Expanded Form
Sikkim	7096	
Goa	3702	
Andaman and Nicobar	8250	
Delhi	1484	

- Arrange the land areas of the 4 states in ascending order.
- Arrange the states in descending order as per their land area.

**ENGLISH PRACTICE**

Reading is fun and informative! Read a book of your choice during the summer vacation. Also, read a newspaper daily, for 10 minutes and find 3 words that you haven't read before. Form your own 'Vocabulary Book' by writing the words with their meanings and frame sentences using the same words.