

SCHOOL NAME : _____

Hurray! Summers again and it's time for a break! Let us break the monotony of doing the same boring home assignments and explore the interesting ongoing themes through different subjects. There are two themes, labelled as Theme 1 and Theme 2. Choose **any one theme** and explore about the same through the projects defined under each subject.



Help your parents and siblings in household chores and adopt one responsibility for everyday during the holidays.

Wishing you all 'A HAPPY AND HEALTHY' summer break!



Country Heads Above the Rest

Every person has a map etched in his/her heart and that map belongs to his/her country. We can take a person out of the country, but we can't take the country out of a person. So let's love and appreciate our country.

Exciting ENGLISH

Visit to a place of Cultural Heritage

Design a pamphlet on the theme 'Protecting our Cultural Heritage' with a catchy slogan having following parameters:

- Importance of Cultural Heritage
- Measures to Protect Cultural Heritage
- Three Government Programmes working for the protection of Cultural Heritage

Prepare a questionnaire having 5 questions (Yes/No type) based on the parameters of the pamphlet like 'Do you stop someone from writing on the walls of the monuments?', 'Do you litter?' etc.

Visit a place of Cultural Heritage and take a few copies of your pamphlet to be distributed to the people (keep the original pamphlet and questionnaire for submission in class). Conduct an interview and record the answers in your questionnaire.

हर्षाती हिंदी

भारत देश महान, यह है हमारी पहचान

देशभक्ति से संबंधित कोई भी फिल्म देखें। उस फिल्म पर अपने विचार व्यक्त करें। आपको इसमें कौन-सा पात्र अच्छा लगा और क्यों? उसका चित्र लगाकर या बनाकर उसके बारे में लिखें। देश भक्ति पर एक कविता या गीत भी लिखें।


Sparkling SCIENCE

Indian Space Programmes

A satellite is an object that moves around a larger object. There are natural and man-made satellites. Earth and the moon are the natural satellites. There are thousands of man-made satellites, that are machines launched into space or orbit Earth for various purposes.

Make a three-fold poster on 'Indian Space Programme', including the aspects listed below for each time period, i.e., 1975--1995, 2001-2019 and the ones to be launched in future.

- Names and pictures of any 4-5 man-made satellites along with their purpose
 - Name(s) of the Indian Organisation behind the launch of the satellites
- Also, describe how 'Mission Shakti' has strengthened Indian Space Programme in 3-4 lines in your poster. Give a suitable title to your poster.



Sassy SOCIAL SCIENCE

My Country Mind Map

Imagine that you are a diplomat and will be representing your country, India in the 'Global Summit 2019'. You are required to give an introductory speech and represent your nation in the summit. Prepare a mind map indicating the listed facts of your country in a creative form so that it helps you to represent your country in front of the mass audience. The fact sheet must include the following points about your country:

- Name
- Capital city
- Flag
- Name of the President
- Currency
- Name of the Prime Minister
- Type of government
- Neighbouring Countries
- National days
- National symbols
- Languages recognised by the Constitution of India
- Festivals
- Famous food items (any 4)
- Famous monuments (any 4)

Magnetic MATH

My Fact Clock

Find out 12 facts about India in terms of numbers, for example, there are 3 colours in the National Flag of India; there are 29 states in India, etc. Make a model of a wall clock using a cardboard. Paste the collected facts across each number on the clock. Decorate your clock the way you like.

THEME 2

Life's Best Mantra, Laugh out Loud!!!

Laughter is the best medicine. One of the best ways of living a healthy life is to be happy and make others happy. So let's find out how we can spread happiness.

Exciting ENGLISH

Let's Create Emojis

Find and write ten synonyms of 'HAPPINESS'. Be creative and create an emoji depicting each selected word. Also give a catchy name to each emoji you make.

हर्षाती हिंदी

हास्य है, सबसे बड़ी औषधि

आप सभी को चुटकुले सुनना, पढ़ना और सुनाना अवश्य अच्छा लगता होगा। अब आप लेखक बनकर मजेदार चुटकुले बनाएँ। एक चार्ट पर पाँच चुटकुले बनाकर सुंदर ढंग से उन्हें प्रस्तुत करें।

Sparkling SCIENCE

Laughter is the Best Medicine

Laughter has numerous health benefits. Make a 'LOL Group' of about 5–8 neighbourhood friends. Ensure that the group visits a neighbourhood park in the morning and practice the therapy of laughing out loud daily. Collect information about the health benefits of laughter and prepare a pamphlet for the same. Make copies of the pamphlet and distribute them in your neighbourhood.

Sassy SOCIAL SCIENCE

Let's Make Everyone Happy!

One should always follow the life's mantra of 'Let's Make Everyone Happy!' Abiding by this tune of happiness, let's prepare a chart on the following parameters:

- Write any ten gestures which can spread happiness around you.
- Make any four people happy in your community/home by using the gestures to spread happiness. For example, share your books/sweets with the child of your domestic help, give a 'Thank You' card to your society guard, etc. Click pictures of all these happy moments and prepare a collage for the same. Also write down your experience of each moment along with its picture.

Magnetic MATH

Happiness Graph

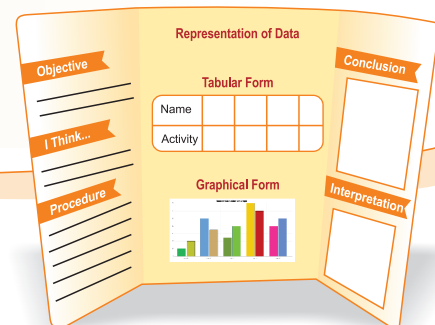
Prepare a three faced wall (as shown in the sample) using cardboard on the topic— 'What makes my Community Happy!'. Collect data of 40 different people on what makes them happy. For example, gardening, cooking, dancing, reading novels, etc.

On the left wall, mention the objective of the data collection, guess the activity which makes most of the people happy without referring to the actual data and step-by-step procedure in which you performed the survey.

On the middle wall, give the collected data in tabular form and its representation through a bar graph.

On the right wall, give the conclusion of the data and the interpretations you made on the following aspects:

- Which activity makes most of the people happy?
- If you have to organise an event to spread happiness in your society, which 3 activities would you include so that most of the people become happy?



MATH PRACTICE

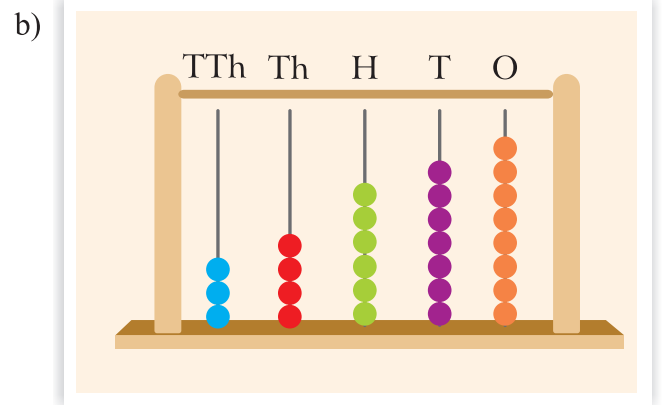
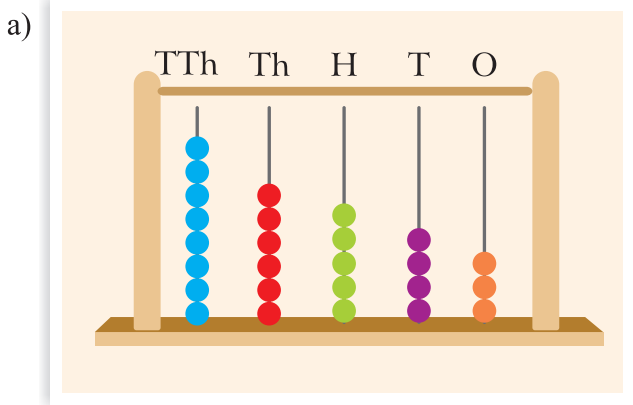
1. Write the place value of underlined digits of the following numbers.

- a) 33456 b) 67541 c) 71453 d) 97123

2. Write the number name of the given numerals.

- a) 5648 b) 7865 c) 45321 d) 78653

3. Write the numbers shown on given abacus and its respective number name.



4. Read the number name given on each cheque and write its numeral in the blank box.

a)

IC Bank
C-44 Rama vihar New Delhi
RTGS/NEFT IFSC: IC00043

Pay _____ Or Bearer
Rupees Sixty-four thousand three hundred thirty-three

A/C No.: 205852344586 ₹

RAKESH VATS

b)

IC Bank
C-44 Rama vihar New Delhi
RTGS/NEFT IFSC: IC00043

Pay _____ Or Bearer
Rupees Eighty thousand

A/C No.: 205852344586 ₹

RAKESH VATS

c)

IC Bank
C-44 Rama vihar New Delhi
RTGS/NEFT IFSC: IC00043

Pay _____ Or Bearer
Rupees Ninety-six thousand five hundred thirty-five

A/C No.: 205852344586 ₹

RAKESH VATS

d)

IC Bank
C-44 Rama vihar New Delhi
RTGS/NEFT IFSC: IC00043

Pay _____ Or Bearer
Rupees Seventy-three thousand two hundred twenty-six

A/C No.: 205852344586 ₹

RAKESH VATS

5. Write the following numbers in their standard form.

a) $40000 + 5000 + 300 + 80 + 5$

b) $70000 + 3000 + 40 + 6$

c) $90000 + 1000 + 600 + 2$

d) $50000 + 400 + 30 + 5$

6. Write the given numbers in expanded form.

a) 24222

b) 23781

c) 67845

d) 87612

7. Fill in the blank with suitable sign ('<', '>' or '=').

a) 34256 _____ 67589

b) 56231 _____ 56132

c) 67342 _____ 89123

d) 10000 _____ 50000

8. What is the successor of the greatest 4-digit number?

9. What is the difference between the greatest 5-digit number and the smallest 5-digit number?

10. Fill in the blanks.

a) $21436 +$ _____ $= 43210 +$ _____

b) $(12134 + 33342) + 67458 =$ _____ $+ (33342 + 67458)$

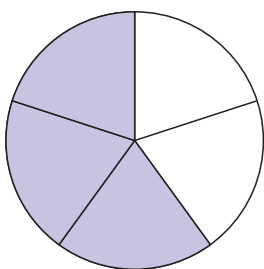
c) _____ $+ 0 = 56479$

d) $9999 + 1 =$ _____

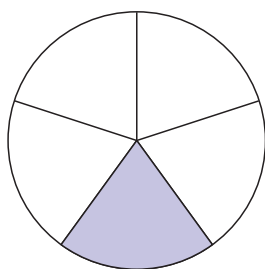
e) $23467 -$ _____ $= 23467$

f) _____ $- 0 = 41368$

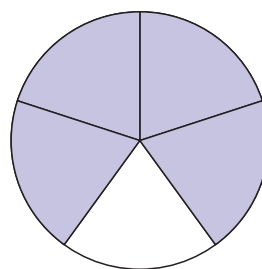
11. Which of the figures shows $\frac{1}{5}$ of the shaded part?



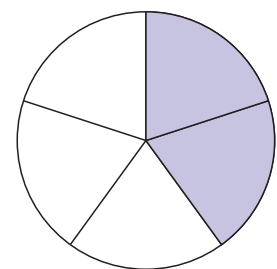
P



Q



R



S

12. How many prime numbers are there between 1 and 50?

13. Add the following:

a) 54678 and 11568

b) 87654 and 12089

14. Subtract the following:

- a) 24561 from 73476 b) 55565 from 86566

15. Fill in the missing digits.

$$\begin{array}{r}
 3 \quad 2 \quad 6 \quad 8 \quad 4 \\
 + 1 \quad \underline{\quad} \quad 2 \quad 9 \quad 5 \\
 \hline
 4 \quad 6 \quad 9 \quad 7 \quad \underline{\quad}
 \end{array}$$

$$\begin{array}{r}
 \underline{\quad} \quad 2 \quad 4 \quad \underline{\quad} \quad 3 \\
 + 7 \quad \underline{\quad} \quad 5 \quad 6 \quad 4 \\
 \hline
 1 \quad 0 \quad 6 \quad 9 \quad 7 \quad \underline{\quad}
 \end{array}$$

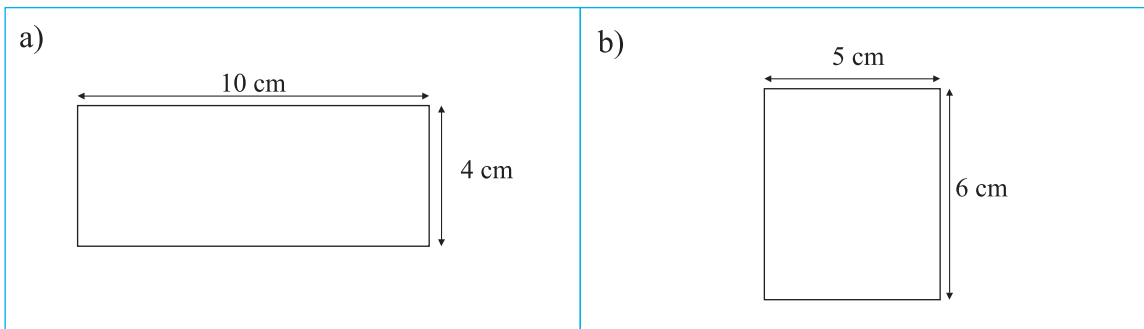
16. Multiply the following.

- a) 3546 by 12 b) 4500 by 21 c) 1487 by 47

17. Divide the numbers. Write the quotient and remainder.

- a) 6666 by 11 b) 5678 by 9 c) 6250 by 25

18. Find the area of the given rectangles.



19. Rajesh started his homework at 3:15 p.m. He took 20 minutes to complete his homework. At what time did he complete his homework?

ENGLISH PRACTICE

Reading is fun and informative! Read a book of your choice during the summer vacation. Also, read a newspaper daily, for 10 minutes and find 3 words that you haven't read before. Form your own 'Vocabulary Book' by writing the words with their meanings and frame sentences using the same words.